

Beaumont Rag

n = Down v = Up

Capo 2

Chords: G, C

Tab: 1-3 0-1 3 1 0-0 3-3 1 0 1 0 2 0 2 0 3 4 4 3 1 2 0 1 0 2 0 2 0 3 2

Chords: G, C

Tab: 0-2-3 0-0 0-0 0-2-3 0-0 0 1 0 0-1-2 0-2-0 1-1-3 0

Chords: G, C

Tab: 1-3-1 0-0 3-3 1 0 1 0 2 0 2 0 4 4 3 1 2 0 1 1 0 2 0 3 2

Chords: F, F#dim, C, A7, D7, G, C

Tab: 3-2-3 0-2-0-2 0 1-0-1-3 3-1 0 3-1-0 0 2-0-2-0 1 0 1 3 1 0-1

n = Down v = Up

G n v n v n v n v n v n v - v n **C** n v n v n v n v n v n v - v n

0 2 0 0 2 0 0 2 2 0 0 2 2 0 0 2 2 0 0 2 2 0 0 2 2 0

G n v n v n v n v n v n v - v n v **C** n v n v n v n v n v n v n v n v

0 2 0 0 2 0 0 2 2 0 2 0 1 1 2 0 2 0 2 3 0 2 0 2 3 0 1

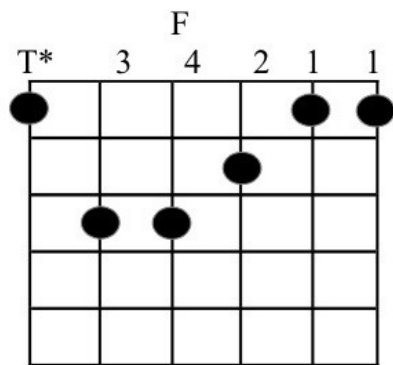
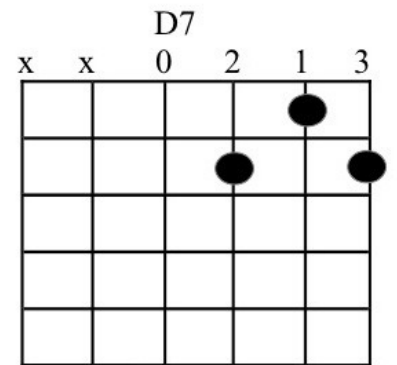
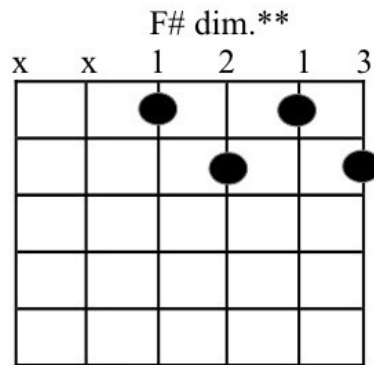
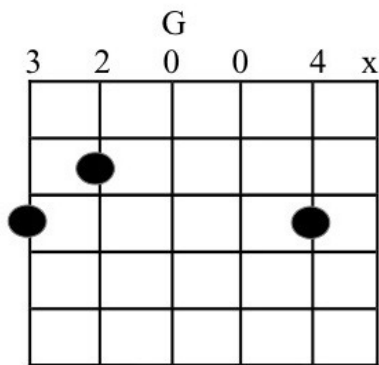
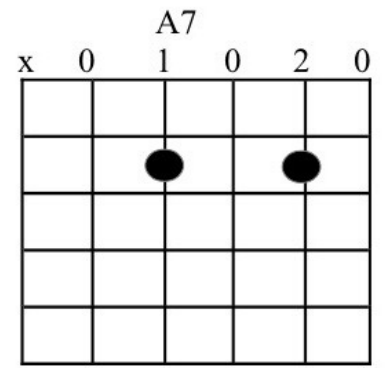
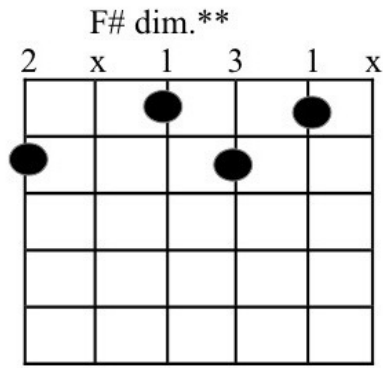
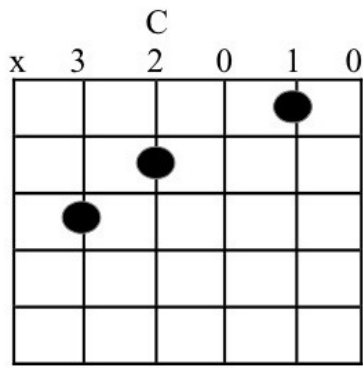
G n v n v n v n v n v n v - v n **C** n v n v n v n v n v n v - v n

0 2 0 0 2 0 0 2 2 0 0 2 2 0 0 2 2 0 0 2 2 0 0 2 2 0

F **F#dim** **C** **A7** **D7** **G** **C**

0 1 0 1 3 3 1 0 3 1 0 2 0 2 0 0 1

BEAUMONT RAG CHORD SHAPES



*The "T" in the F chord indicates a thumb to fret the second fret/ sixth string.

** A Diminished chord can be named from any of the notes appearing in the chord, so an F# Diminished could also be Eb/ A/ or C Diminished