

TEXAS FIDDLE STYLE BACK UP-OPEN CHORDS

This type of back up will work with many of the A & G Texas style fiddle tunes such as Tom & Jerry, Grey Eagle, Sally Johnson, and Bitter Creek, to name a few. With some adaptation these chords can also be used to accompany some songs. Fiddle Fever's version of "Stay All Night" is one. I'm not an expert on Bob Will's music but I would imagine this type of progression would crop up on a number of his songs and tunes. Of course many of these melodies straddle Bluegrass, Old Timey, and Texas Fiddle styles. This study is about playing and backing them in a Texas Fiddle style.

The strumming pattern for this progression is very basic. You play a Bass note as notated and then the chord, notated by a stem with an X attached. This is played for the same duration as a quarter note/crotchet. As all notes/chords played are "on" the beat you'll only be using down strokes.

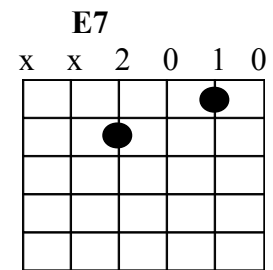
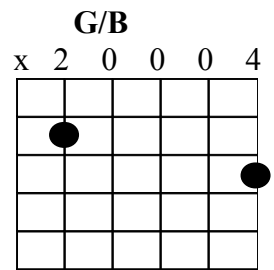
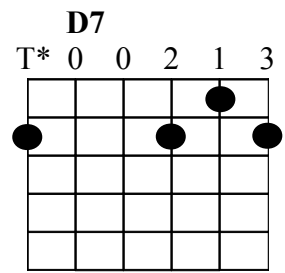
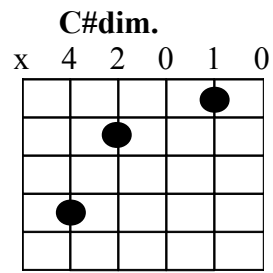
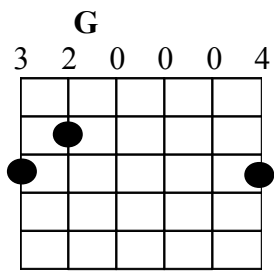
Incidentally, make sure you have a good quality capo. You'll want something that grips each string with pretty much the same pressure. As a general rule you will not find capo nirvana with elastic capos. For what it's worth I've used a Kyser Quick Draw for many years, and am currently trialling a G7th "Nashville" Spring Capo, which I'm very happy with. Whether they have the longevity of a Kyser time will tell, but they are a fine product.

Texas Fiddle Style Back-up(Open Chords)

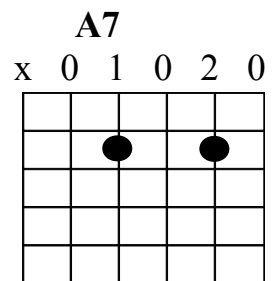
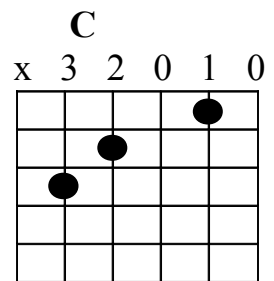
For A Major,
Capo 2

G	G/B	C	C#dim.	G	E7	A	D7
---	-----	---	--------	---	----	---	----

G	G/B	C	C#dim.	D7	G
---	-----	---	--------	----	---



T*- Thumb



Tom And Jerry (with Open Chords)

Capo 2

G G/B C C#dim. G E7 A7 D7

G G/B C C#dim. D7 G

G C D7 G D7

G C D7 1. G 2. D7 G

G G/B C C#dim. G E7 A7 D7

G G/B C C#dim. D7 G

G C D7 G D7

G C D7 G

G G/B C C#dim. G E7 A7 D7

G G/B C C#dim. D7 G

G G/B C C#dim. G E7 A7 D7

G G/B C C#dim. D7 G